

These instructions apply to the following NeoMed NeoBottle™ configurations:

REF	Type	Case Qty	Pouch Qty
CSNB-CL	Clear, Non-Sterile	100	1
CSNB-AM	Amber, Non-Sterile	100	1
SSNB-CL	Clear, Sterile	60	1
SSNB-AM	Amber, Sterile	60	1

### Indications for Use:

The device is indicated for use as a dispenser, a measuring device, an oral fluid transfer device and a collection and storage container.

### NeoBottle™ Features:

1. Compatible with most breast pumps, nipples and lids.
2. This device is not made with natural rubber latex, DEHP, or BPA.
3. All-in-one solution to simplify the collection, storage and delivery of expressed breast milk.
4. Eliminates the need to transfer breast milk between containers, and may lower the risk of contamination and infection.

### NeoBottle™ Instructions for Use:

#### Collection

1. Wash hands thoroughly.
2. Remove NeoBottle™ from packaging.
3. Remove closed flip-top lid and retain for later use.
4. Attach NeoBottle™ to breast pump by screwing it onto the pump taking care not to over tighten.
5. Carefully express breast milk not exceeding maximum capacity of 80ml. Remove NeoBottle™ from pump and replace flip-top lid.








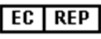






#### Storage and Feeding

1. Place the NeoBottle™ vertically upright on a flat surface.
2. Open the flip-top lid.
3. Fully depress the plunger of a NeoMed Oral Syringe and insert the syringe tip into the NeoBottle™ port.
4. Slowly pull the syringe plunger to evacuate the air from the NeoBottle™. As you pull the plunger, the floor of the NeoBottle™ will rise. Stop when milk enters the tip of the syringe.
5. Carefully remove the syringe to avoid spillage and close NeoBottle™ flip-top lid. It will click when securely closed.
6. Write the patient's name, date and time of milk collection in the space provided on the NeoBottle™.
7. If recording NeoBottle™ content volume, see note below.  
**NOTE: The gradient markings on the NeoBottle™ are designed to be read as a syringe using the leading edge of the gasket closest to the lid. To ensure accuracy when measuring, Steps 1-5 must be completed to remove all air (zero dead space) before volume measurement is made. Failure to do so may result in volume error.**
8. Upright vertical storage is preferred. The filled NeoBottle™ can be stored in a refrigerator or freezer for later scheduled feedings.
9. The NeoBottle™ flip-top lid is not designed for direct feeding. To nipple feed, unscrew the flip-top lid and replace with a nipple and collar. The NeoBottle™ is compatible with a variety of standard nipples and collars.
10. Do not re-use the NeoBottle™. After use, dispose of device per hospital protocols and/or local or national regulations.

### NeoBottle™ Cautions:

1. Do not wash and reuse NeoBottle™. It is intended for one time use only. Re-use of this device may increase risk of leakage or biological infection.
2. Do not heat NeoBottle™ in a microwave.
3. Do not heat NeoBottle™ in boiling water.

### Symbols used on Labels:

	Manufacturer Fabricant Fabricante Fabricante		Consult instructions for use Consulter mode d'emploi Consultar instrucciones de uso Consulte instruções de utilização
	Catalog Number Numéro de catalogue Número de catálogo Número de catálogo		Sterilized Using Ethylene Oxide Méthode de stérilisation: oxyde d'éthylène Método de esterilización: óxido de etileno Método de esterilização: óxido de etileno
	Lot Number Numéro de lot Número de lote Número de lote		Do Not Use if Package is Damaged Ne pas utiliser si l'emballage est endommagé No usar si el paquete está dañado Não usar se a embalagem estiver danificada
	Do Not Re-use Ne Réutiliser No Reutilice Não Reutilize		Authorized Representative in the European Community Représentant agréé pour la C.E.E. Representante autorizado en la Comunidad Europea Representante autorizado na União Europeia
	Does not contain DEHP Ne contient pas DEHP No contiene DEHP Não contém DEHP		Does not contain natural rubber latex Ne contient pas de caoutchouc de latex naturel No contiene el látex de goma natural Não contém o látex de borracha natural
	Use By (Date) YYYYMMDD A utiliser avant (Date) Usar antes de (Fecha) Utilizar em (Data)		Does not contain Bisphenol A (BPA) Ne contient pas bisphénol A (BPA) No contiene el bisfenol A (BPA) Não contém Bisfenol A (BPA)
	Non-Sterile Non-stérile No Estéril Não-estéril		CAUTION: Federal (USA) law restricts this device to sale by or on the order of a physician ATTENTION: En vertu de la loi fédérale américaine, la vente de cet appareil n'est autorisée que par un médecin ou sur ordonnance de ce dernier PRECAUCIÓN: La legislación federal de los EE. UU. restringe la venta de este dispositivo a médicos o por prescripción médica ATENÇÃO: As leis federais (EUA) exigem que este aparelho seja vendido por médicos ou mediante prescrição médica

